


**CURRENT TRANSFORMERS****Model 117 (Window Size: 4.62" Diameter)****Application:** Used in Relay and Metering applications**Frequency:** 50 -400Hz**Insulation Level:** 600 Volts, 10kv BIL Full Wave

- Terminals are brass studs No. 8-32 UNC with one flat washer, one lock washer and one nut each.
- Other Ratios available on request.
- Mounting Brackets Kit sold separately (P/N 0221B01525)
- Approximate weight: 13 lbs.



Catalog Number	Current Ratio	Relay Class	ANSI Metering Class at 60Hz					Secondary Winding Resistance (Ohms @ 75C)	Continuous Thermal Rating Factor	
			B0.1	B0.2	B0.5	B0.9	B1.8		@ 30C	@ 55C
117-500	50:5	----	2.4	---	---	--	---	0.015	2.0	2.0
117-750	75:5	----	2.4	2.4	---	--	---	0.024	2.0	2.0
117-101	100:5	----	1.2	2.4	4.8	--	---	0.043	2.0	2.0
117-151	150:5	C10	0.6	0.6	2.4	4.8	4.8	0.069	2.0	2.0
117-201	200:5	C10	0.6	0.6	1.2	2.4	4.8	0.085	2.0	2.0
117-251	250:5	C20	0.6	0.6	0.6	1.2	2.4	0.106	2.0	2.0
117-301	300:5	C20	0.3	0.3	0.6	1.2	2.4	0.145	2.0	2.0
117-401	400:5	C20	0.3	0.3	0.3	0.6	1.2	0.184	2.0	2.0
117-501	500:5	C20	0.3	0.3	0.3	0.3	0.6	0.236	2.0	1.5
117-601	600:5	C20	0.3	0.3	0.3	0.3	0.6	0.283	2.0	1.5
117-751	750:5	C50	0.3	0.3	0.3	0.3	0.3	0.354	1.5	1.33
117-801	800:5	C50	0.3	0.3	0.3	0.3	0.3	0.425	1.5	1.33
117-102	1000:5	C50	0.3	0.3	0.3	0.3	0.3	0.531	1.5	1.0
117-122	1200:5	C100	0.3	0.3	0.3	0.3	0.3	0.637	1.33	1.0
117-152	1500:5	C50	0.3	0.3	0.3	0.3	0.3	0.768	1.33	1.0
117-162	1600:5	C50	0.3	0.3	0.3	0.3	0.3	0.819	1.0	0.8
117-202	2000:5	C50	0.3	0.3	0.3	0.3	0.3	1.024	1.0	0.6
117-252	2500:5	C100	0.3	0.3	0.3	0.3	0.3	1.279	1.0	0.6
117-302	3000:5	----	0.3	0.3	0.3	0.3	0.3	1.428	1.0	0.6
117-322	3200:5	----	0.3	0.3	0.3	0.3	0.3	1.523	1.0	0.6
117-402	4000:5	----	0.3	0.3	0.3	0.3	0.3	2.385	0.8	0.6

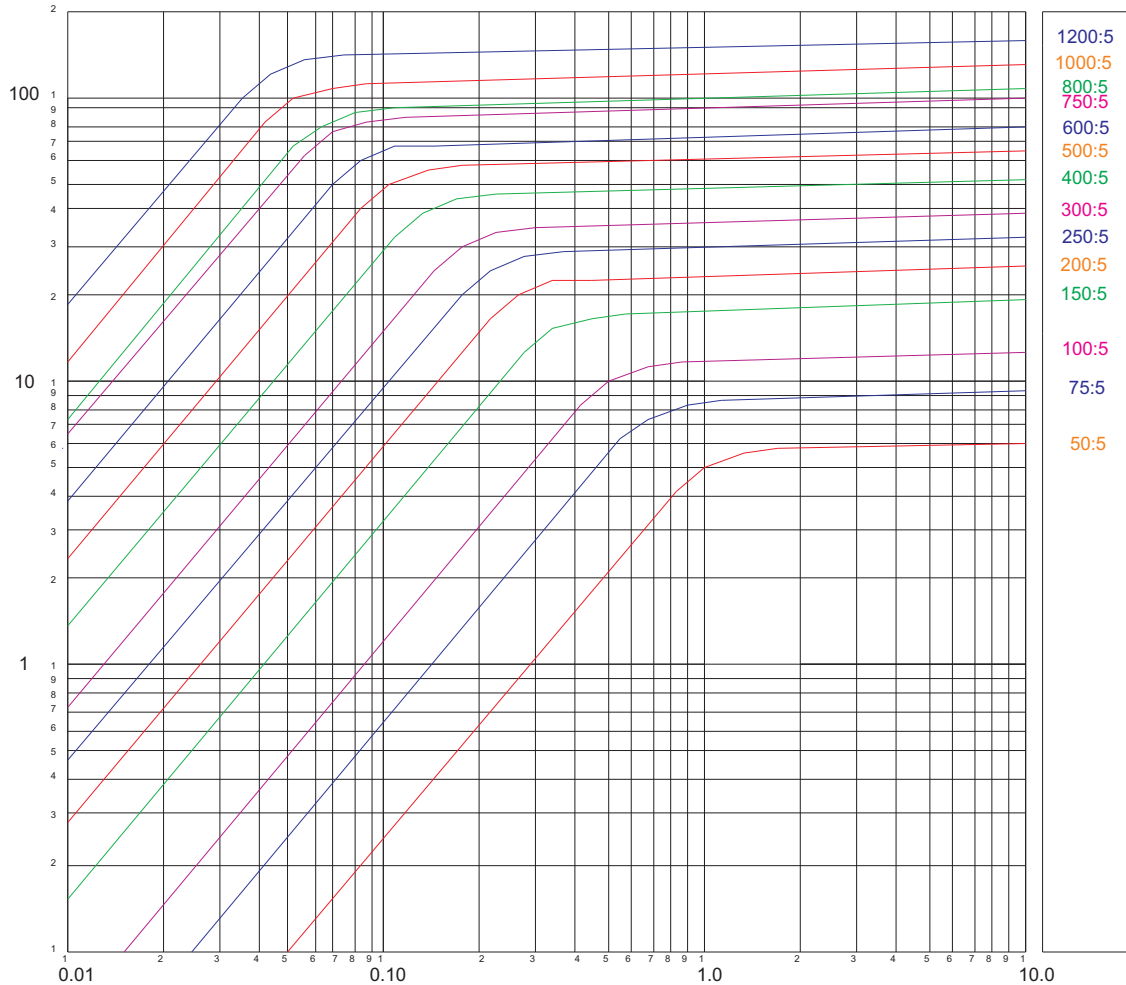
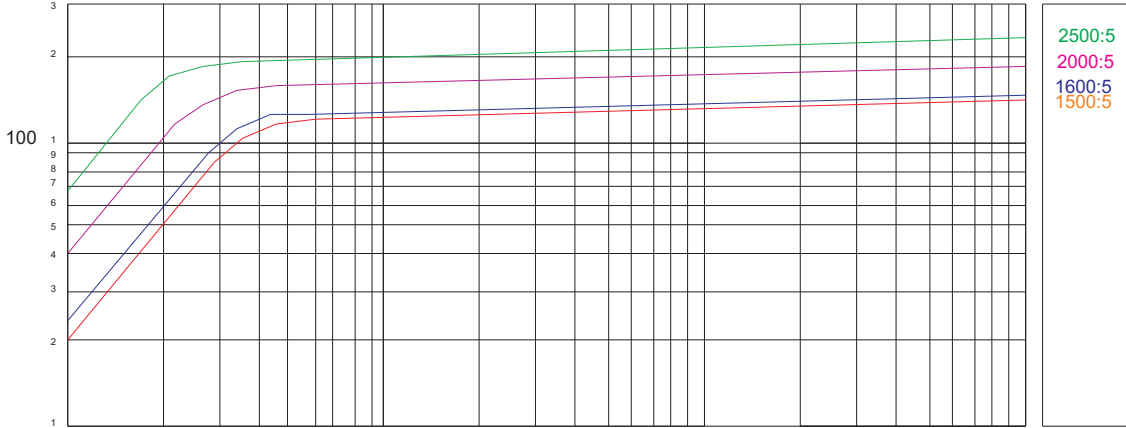
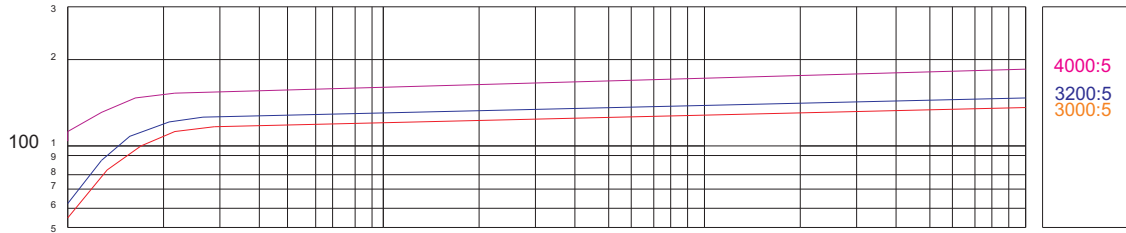




# ELECTROMAGNETIC INDUSTRIES LLP

## Model 117

**SECONDARY  
VOLTAGE  
60 Hz.**



**SECONDARY EXCITING CURRENT 60Hz.**