



# CURRENT TRANSFORMERS

## Model 550 (Window Sizes: 4"x7" to 10"x30")

E228202

245941

**Application:** Used with ammeters, wattmeters and cross current compensation.

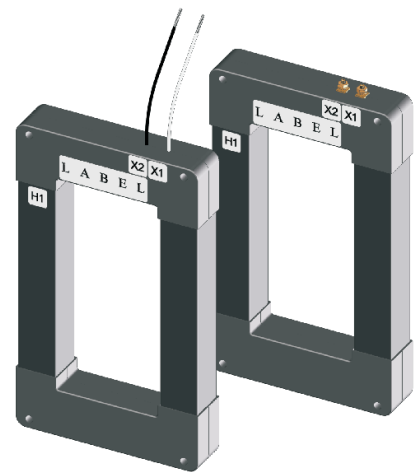
**Frequency:** 50 -400Hz

**Insulation Level:** 600 Volts, 10kv BIL Full Wave

- Flexible leads available for all case configurations. Flexible leads are UL 1015 105°C, C.S.A. approved #16 AWG, 24" long standard length. Non-standard lengths are available upon request.
- Terminals are brass studs No. 8-32 UNC with one flat washer, one lock washer and one nut each. Terminals are only available on the square case configuration.
- Continuous Thermal Current Rating Factor: 1.33 @ 30 Deg. C. Amb.: 1.0 @ 55 Deg. C. Amb.
- Approximate weight: 8 to 20 lbs.

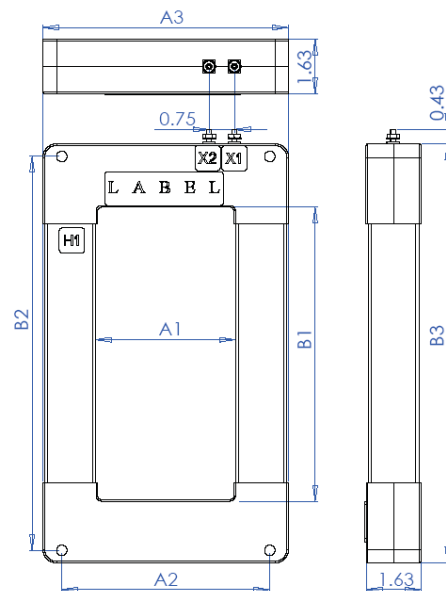
### For Split Core/Take apart units, see Model 500 transformers.

Proper safety precautions must be followed during the installation by a trained electrical. Never install while bus is energized. Before energizing the current transformer secondary must have a burden or be short circuited.



550T

Dimension						Max
A1	A2	A3	B1	B2	B3	Ratio
4.1	6.4	7.3	7.1	10.0	10.9	4000:5
4.1	6.4	7.3	11.7	14.5	15.4	8000:5
4.1	6.4	7.3	14.1	17.0	17.9	8000:5
4.1	6.4	7.3	18.0	21.0	21.9	8000:5
4.1	6.4	7.3	24.0	27.0	27.9	10000:5
4.1	6.4	7.3	30.1	33.0	33.9	10000:5
5.1	7.2	8.3	7.1	10.0	10.9	4000:5
5.1	7.2	8.3	11.7	14.5	15.4	8000:5
5.1	7.2	8.3	14.1	17.0	17.9	8000:5
5.1	7.2	8.3	18.0	21.0	21.9	8000:5
5.1	7.2	8.3	24.0	27.0	27.9	10000:5
5.1	7.2	8.3	30.1	33.0	33.9	10000:5
5.8	7.0	9.0	7.1	10.0	10.9	4000:5
5.8	7.0	9.0	11.7	14.5	15.4	8000:5
5.8	7.0	9.0	14.1	17.0	17.9	8000:5
5.8	7.0	9.0	18.0	21.0	21.9	8000:5
5.8	7.0	9.0	24.0	27.0	27.9	10000:5
5.8	7.0	9.0	30.1	33.0	33.9	10000:5
8.0	9.5	11.1	7.1	10.0	10.9	4000:5
8.0	9.5	11.1	11.7	14.5	15.4	8000:5
8.0	9.5	11.1	14.1	17.0	17.9	8000:5
8.0	9.5	11.1	18.0	21.0	21.9	8000:5
8.0	9.5	11.1	24.0	27.0	27.9	10000:5
8.0	9.5	11.1	30.1	33.0	33.9	10000:5
10.1	11.6	13.2	7.1	10.0	10.9	4000:5
10.1	11.6	13.2	11.7	14.5	15.4	8000:5
10.1	11.6	13.2	14.1	17.0	17.9	8000:5
10.1	11.6	13.2	18.0	21.0	21.9	8000:5
10.1	11.6	13.2	24.0	27.0	27.9	10000:5
10.1	11.6	13.2	30.1	33.0	33.9	10000:5

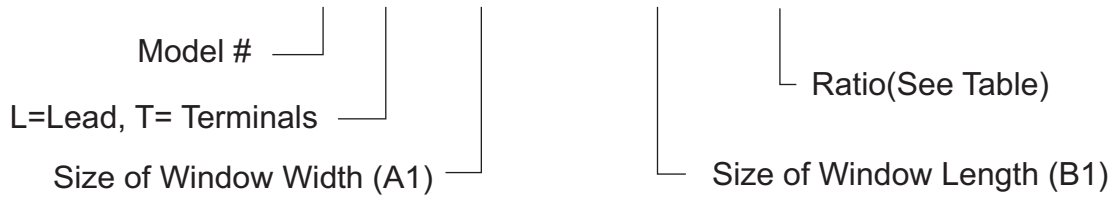




# CURRENT TRANSFORMERS

Model 550 (Window Sizes: 4"X7" to 10"x30")

## How To Order: 550 X - XXX - X -XXX - XXX



Inside Window Width	Width Nomenclature
4.1"	041
5.1"	051
5.8"	058
8.0"	080
10.0"	100

Inside Window Length	Length Nomenclature
7.1"	071
11.7"	117
14.1"	141
18.1"	181
24.0"	240
30.1"	301

These Tables show the standard inside window dimension. Non-Standard sizes are also available.

Current Ratio	Part # Suffix
300:5	301
400:5	401
500:5	501
600:5	601
750:5	751
800:5	801
1000:5	102
1200:5	122
1500:5	152
2000:5	202
2500:5	252
3000:5	302
3500:5	352
4000:5	402
5000:5	502
6000:5	602
8000:5	802
10,000:5	103

The accuracy Table below is for the 550T-041 X 117. Accuracies for other sizes are will be made available upon request.

Current Ratio	VA for 1% Class	ANSI Metering Class at 60 Hz.		
		B0.1	B0.2	B0.5
300:5	1.5	4.8	4.8	-
400:5	2.5	2.4	4.8	4.8
500:5	5.0	1.2	2.4	4.8
600:5	7.5	1.2	2.4	2.4
750:5	15.0	1.2	1.2	2.4
800:5	15.0	0.6	1.2	2.4
1000:5	20.0	0.6	0.6	0.6
1200:5	25.0	0.6	0.6	0.6
1500:5	35.0	0.6	0.6	0.6
1600:5	40.0	0.6	0.6	0.6
2000:5	50.0	0.6	0.6	0.6
2500:5	60.0	0.6	0.6	0.6
3000:5	70.0	0.6	0.6	0.6
3500:5	80.0	0.6	0.6	0.6
4000:5	100.0	0.6	0.6	0.6
5000:5	100.0	0.6	0.6	0.6